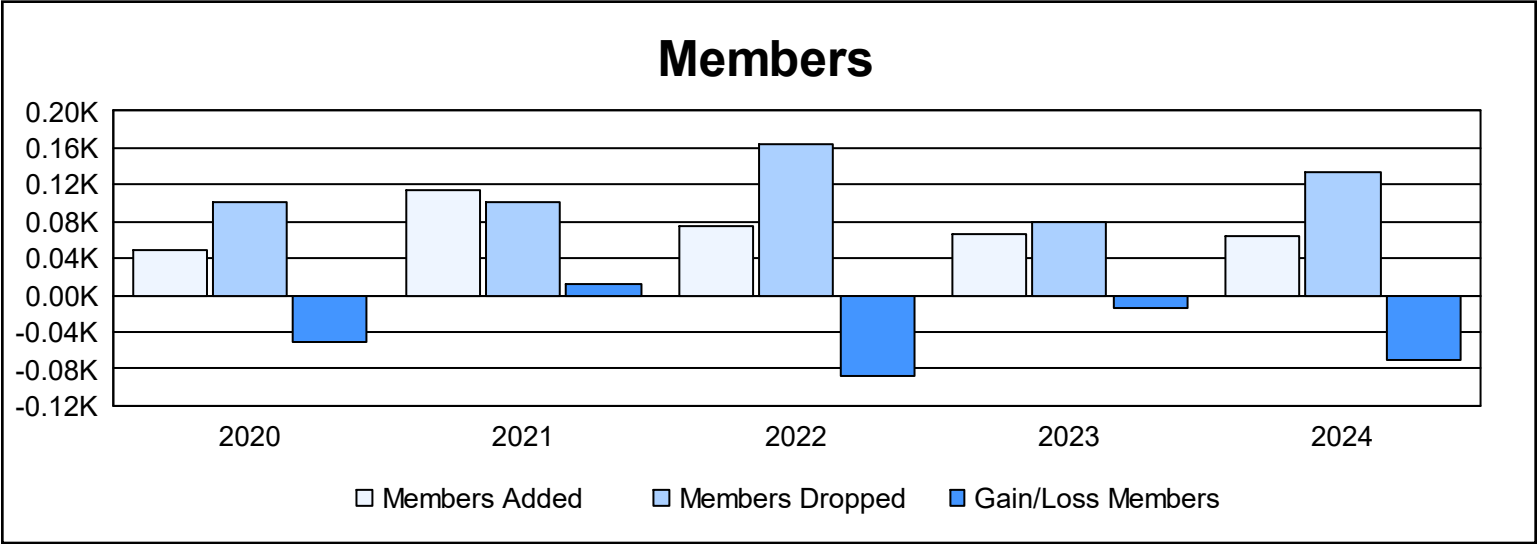
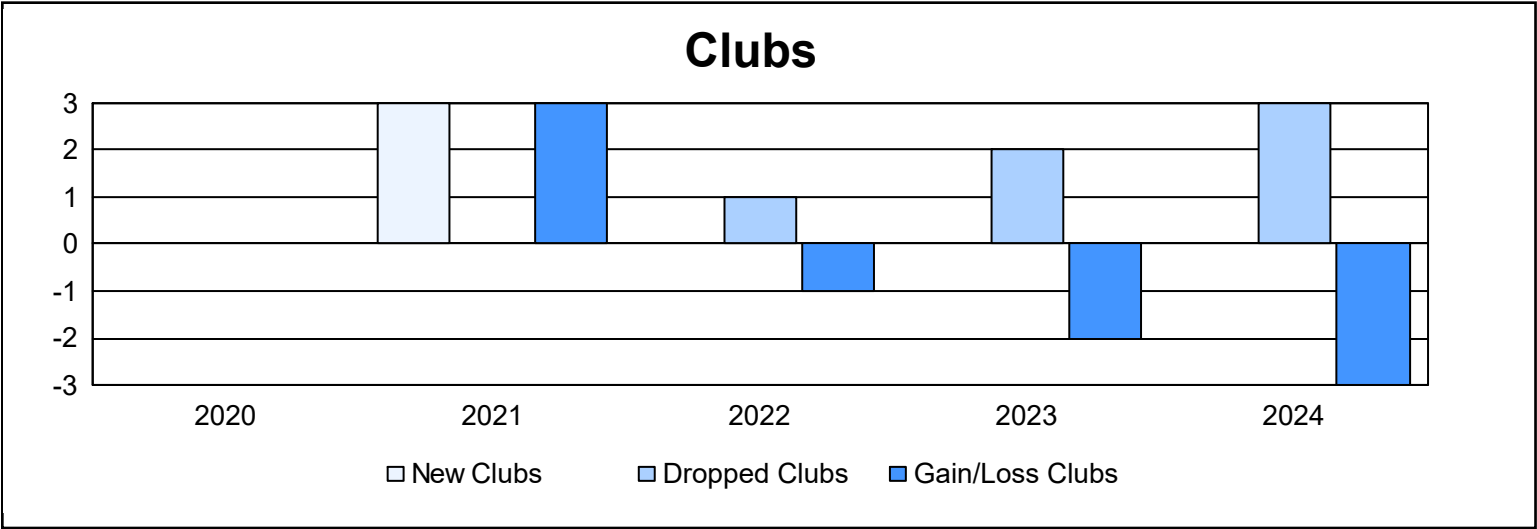
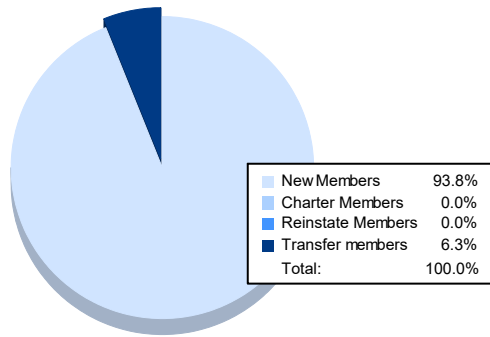


| Year | New Clubs | Dropped Clubs | Gain/ Loss Clubs | New Members | Charter Members | Reinstate Members | Transfer Members | Total Member Added | Total Members Dropped | Gain/ Loss Members |
|-----------|-----------|---------------|------------------|-------------|-----------------|-------------------|------------------|--------------------|-----------------------|--------------------|
| 2019-2020 | 0 | 0 | 0 | 47 | 0 | 1 | 2 | 50 | 101 | -51 |
| 2020-2021 | 3 | 0 | 3 | 59 | 52 | 2 | 2 | 115 | 102 | 13 |
| 2021-2022 | 0 | 1 | -1 | 71 | 0 | 0 | 5 | 76 | 164 | -88 |
| 2022-2023 | 0 | 2 | -2 | 56 | 0 | 5 | 5 | 66 | 79 | -13 |
| 2023-2024 | 0 | 3 | -3 | 60 | 0 | 0 | 4 | 64 | 134 | -70 |
| Average | 1 | 1 | -1 | 59 | 10 | 2 | 4 | 74 | 116 | -42 |



Membership Composition June 2024 Cumulative



Gender Composition June 2024 Cumulative

